

- CORE
- Cross Curricular Links
- Knowledge
- Subject Specific Skills

Art and Design Learning Journey



Post-18: Foundation course, Degree

Component 2: Externally Set Task

13

Past Paper; Starting Point

Still-Life; Foundation


Sketchbook Work covering AO1, 2 3
Presentation of sketchbook Annotations
15 hour Exam: AO4 Final Piece

Sketchbook Work covering AO1, 2 3
Presentation of sketchbook Annotations
Mock Exam: AO4 Final Piece

AQA set piece – Choose one starting point from paper – sketchbook work over period of time covering AO's – 15hour timed supervised final piece April

Research own Artists and designers relate to own personal work: Evidence of visiting Galleries and Art Exhibitions for AO1

Question: How can I progress/ develop from my GCSE work into A Level? How can I make the transition manageable?
Question: How can I ensure I choose the right starting point from the AQA Externally set task paper?



12

Progression to next stage of learning: A Level Art and Design BTEC Art and Design

Question: Using the past AQA paper, which starting point will I use? How can I bring in my own personal work for the starting point?

Past Paper: Starting Point

11

Photography

Component 2: Externally Set Task

Research/ Use past and Designers from Past Paper

Courage to use different medias
 Optimism to work on sustained pieces of work
 Regard to take responsibility for their own progress
 Endeavour to work independently

Sketchbook Work covering AO1, 2 3
Presentation of sketchbook Annotations
Mock Exam: AO4 Final Piece

Question: What theme can I use to take a series of photographs to begin my next piece of coursework?

Research: **Giacometti** How did he produce his figures?

Question: Using the style of Giacometti, how can I develop my Mannequin drawing? Does my drawing resemble Giacometti's? How can I use 3D materials to create my own Giacometti figure?

Use 2 artists/ designers from exam paper – develop into other artist research relating to own work

Courage to use different medias
 Optimism to work on sustained pieces of work
 Regard to take responsibility for their own progress
 Endeavour to work independently

Using artist and designer clearly in their sketchbooks – clear linking of work



Sketchbook Work covering AO1, 2 3
Presentation of sketchbook Annotations
AO4 Final Piece

Question: How can I use the knowledge and skills I already know to produce a series of studies from Still-Life? How can I move forward to experiment with different medias? How can I relate my work to the GCSE assessment objectives?



AO1: Relate artists and designers – Micheal

Still-Life

10

Giacometti Figures

Use of Charcoal and Chalk/ Pastels
 Wire Armature
 Paper Pulp figures



Question: Using the proportions of the Figure, How can I draw an artist Mannequin? How do artist use the figure in their work?

AO2: Using a range of medias and techniques eg, monoprinting, lino printing, collage etc

Craig Martin, Giorgio Morandi, Cezanne

Research, Profiles, Links to relevant artists and designers connected with chosen theme



Question: What is Cubism? What are the two types of Cubism? How can you incorporate both types of Cubism in your work?

Use Cubism style/ techniques to produce own pieces



Cubist Portraits

Use of Observation/ Photographs from Barbara Hepworths Hospital Drawings- Drawing techniques to Development infor a clay piece.

Question: How can I use all the skills and knowledge I have previously learnt to create a sketchbook of work based on a chosen theme?

Cubism



Research: Cubism – Analytical and Synthetic Cubism
Picasso, Braque, Gris

Mixed Media – Synthetic Cubism
Collage, paint etc

Cubist Portraits - Picasso

Question: How has Hundentwasser used Colour to show Repitition?



9

Arts Award

Distorted Faces

Hundertwasser

Courage to try new ideas, out of comfort zone

Question: How can we distort ourselves using the grid method?

Have I used the style of Modigliani in my own self portrait

Re-Create Hundentwasser with mixed medias

Research: Hundentwasser
His influences and beliefs> Eco friendly – Link to today and date Change

Research: Peter Randa Page, Michelle Lougee

Linking with Music and Drama: Musical Theatre.

Using observational skills to produce an accurate distorted self portrait


Research: Modigliani
How he distorted his portraits



Observational Drawings of Natural objects eg Shells, Seed Heads, vegetables, 3D Work in Clay

Courage to use different medias
 Regard to take responsibility for their own progress
 Endeavour to work independently

Drama: Zulu Stories
Drawing Techniques



Animal Masks

Question: Using drawing skills How can I draw an animals face?

Fauvism

Question: What is Colour theory? What are Primary, Secondary and Tertiary colours?



Research: Fauvists
Complimentary Colours
Landscape Painting

Question Is Graffiti an Art form?



Graffiti

LGBTQ+

Question: What drawing techniques can I use? What is Tone? What is Mark-Making? How can I draw 3D shapes?

Natural Forms

Computer work: Graffiti Creator
Grid
Enlargement
Using Pens/ Fineliners

Using Paint and collage to create own Gaudi Tower



Gaudi


Question: How can I use the Style of Gaudi's building to create my own Tower?



Architecture

Influence of practicing Architects
Frank Gehry, Richard Rogers and Frank Lloyd W4right

Using drawing 3D shapes into drawing a structure



Basic Skills

Non-negotiables
Write TBQ in sketchbooks
Listen to teacher at all times
Try your best

7

Question: What is 2 point perspective? How can I use it to draw my structure? How can I use my imagination to create my own structure?

Endeavour to work independently
Optimism; know what need to do improve
What are 3D shapes? How can I draw them? What is the light source?

Base Line Test: What skills do students have from primary school?